

# BORELINE

Flexible Rising Main



hose.manufacturers



[www.pumpset.co.za](http://www.pumpset.co.za)  
[info@pumpset.co.za](mailto:info@pumpset.co.za)

# BORELINE – THE ADVANTAGE

There is no easier way to install submersible pumps than with **BORELINE** Flexible Rising Main. Designed to keep it simple, safe and efficient.



Consider the **BORELINE** advantages:

- SAFE**
- Very Simple Installation and Retrieval
  - Easy to Store, Handle and Transport
  - High Performance Design

- APPROVED**
- NSF 61
  - BS 6920-2014

- EFFICIENT**
- Life Time Savings

- LONG LIFE**
- 5 Year Warranty
  - Total Corrosion Resistance
  - Zero Maintenance Product




Certified to  
NSF/ANSI/CAN 61



# VALUE ENGINEERING AT ITS BEST

**BORELIN** Flexible Rising Main is used all over the world.



Industries using  
**BORELIN** include

- MINING
- **AGRICULTURE**
- WATER UTILITIES
- **ENVIRONMENTAL AGENCIES**
- INDUSTRIAL
- **SOLAR**
- DESALINATION



# BORELINE – IT DOES MAKE SENSE

**BORELINE** Flexible Rising Main is ideal when improved efficiency and superior standards are required.



**Aggressive Water Conditions –**  
*Mining, Petroleum, Marine*

**Potable Drinking Water -**  
*Large water utilities or domestic applications.*

**Contaminated Sites, Environmental Clean-up**

Contaminated sites require pumping in aggressive conditions resulting in the constant replacement of pumps and motors.

Apart from the extended Life Expectancy of **BORELINE**, pumps can be installed and retrieved without handling, or contamination.



## **Boreline Installation Spooler**



POTABLE WATER CERTIFICATION  
**NSF® - 61**

# BORELINE – INSTALLATION PROCEDURE

## STEP 1

Connect  
BORELINE  
to pump



## STEP 2

Attach power  
cable using  
BORELINE  
Cable Straps



## STEP 3

Lift pump  
and lower  
BORELINE  
into Borehole

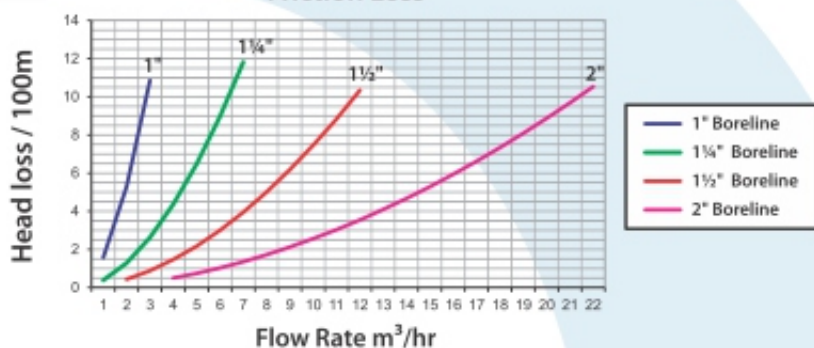


Vertical Installations – use lifting clamps to lower BORELINE and pump

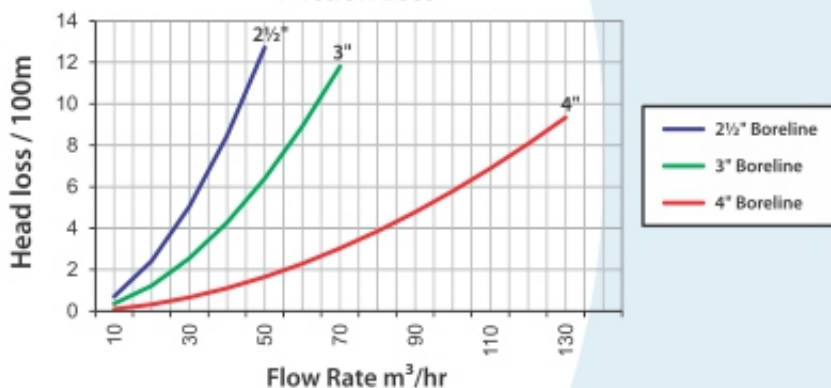
Horizontal Installations – attach lifting clamp with BORELINE to vehicle and lower into Borehole

# BORELINE – FRICTION LOSS CURVES

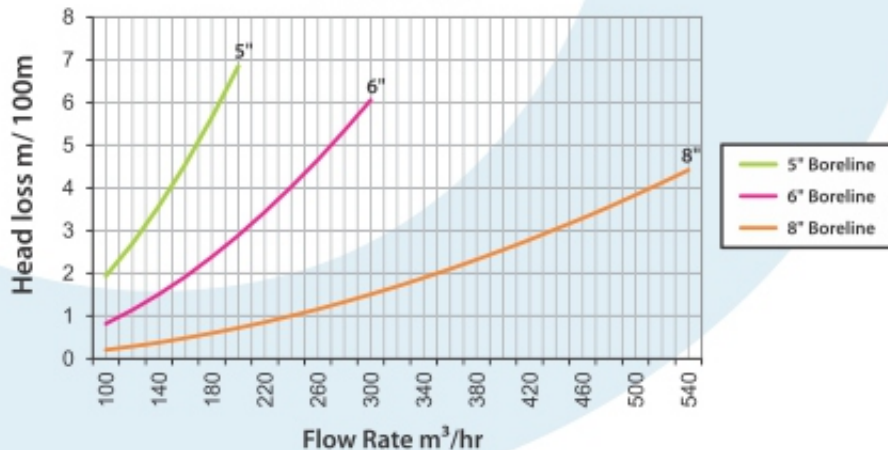
Friction Loss



Friction Loss



Friction Loss





# BORELINE SPECIFICATIONS

NOMINAL HOSE DIAMETER	1"	1¼"	1½"	2"	2½"	3"	4"	5"	6"	8"
INSIDE DIAMETER	25mm	32mm	38mm	50mm	64mm	76mm	102mm	127mm	152mm	202mm
BURST PRESSURE	85 bar	75 bar	65 bar	65 bar	60 bar	60 bar	58 bar	58 bar	58 bar	45 bar
RECOMMENDED MAX OPERATING PRESSURE	40 bar	30 bar	30 bar	30 bar	25 bar	25 bar	25 bar	22 bar	22 bar	12 bar
THEORETICAL TENSILE STRENGTH	1,400kg	1,700kg	3,000kg	4,000kg	6,000kg	7,000kg	12,000kg	16,000kg	20,000kg	22,000kg
RECOMMENDED MAX WORKING LOAD	470kg	570kg	1,000kg	1,300kg	2,000kg	2,300kg	4,000kg	5,300kg	6,600kg	7,300kg
WEIGHT OF BORELINE	0.2kg/m	0.3kg/m	0.35kg/m	0.55kg/m	0.85kg/m	0.95kg/m	1.40kg/m	1.70kg/m	2.50kg/m	3.4kg/m
MINIMUM WELL DIAMETER	76mm	102mm	102mm	102mm	152mm	152mm	202mm	255mm	305mm	406mm
COUPLING RING TORQUE SETTING	10Nm	10Nm	10Nm	12Nm	20Nm	30Nm	30Nm	40Nm	45Nm	45Nm
MAX COUPLING DIAMETER	65mm	70mm	90mm	105mm	115mm	130mm	150mm	175mm	200mm	265mm
SS COUPLING WEIGHT	1.0kg	1.1kg	1.5kg	3.3kg	4.5kg	6kg	8kg	13.5kg	15.5kg	40kg
WEIGHT OF WATER	0.6kg/m	1.0kg/m	1.94kg/m	2.25kg/m	3.32kg/m	5.10kg/m	9.05kg/m	14.15kg/m	20.35kg/m	31kg/m

Our policy of continuous improvement can result in changes to specifications without prior notice.



### Water Authority



### Agriculture



### Acid Mine De-watering



### Oil Fields



Ref: 2211



**hose.manufacturers**

**solutions+alliances**

SUPPLIED BY:

**PUMPSET**  
SOLUTIONS

[www.pumpset.co.za](http://www.pumpset.co.za)  
[info@pumpset.co.za](mailto:info@pumpset.co.za)